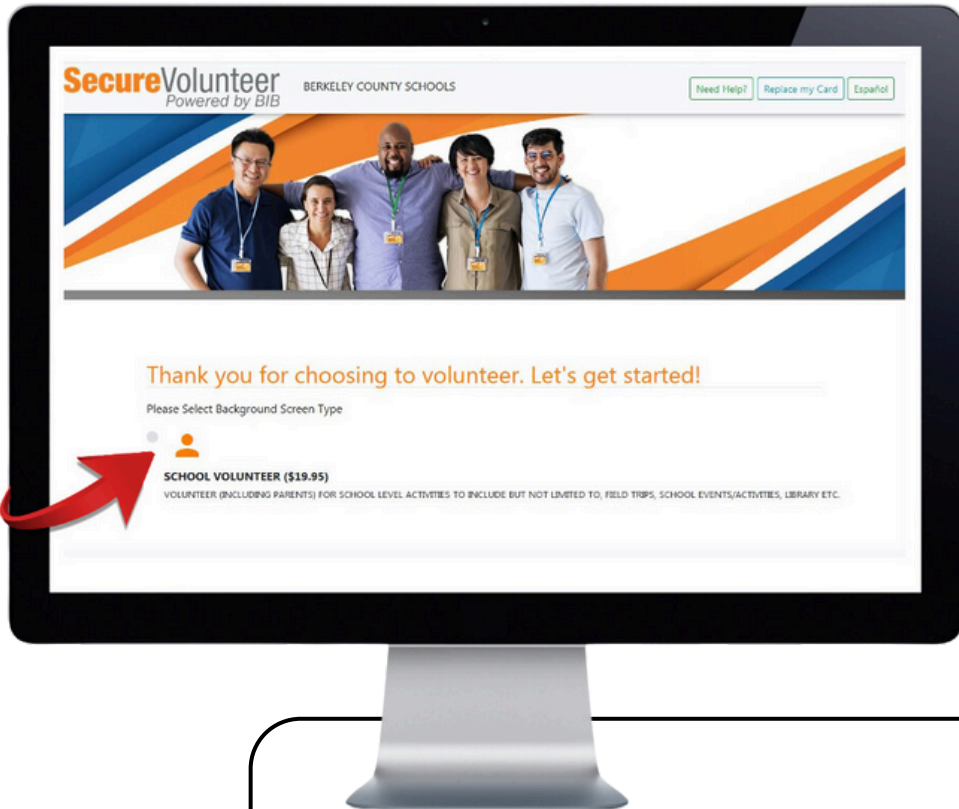
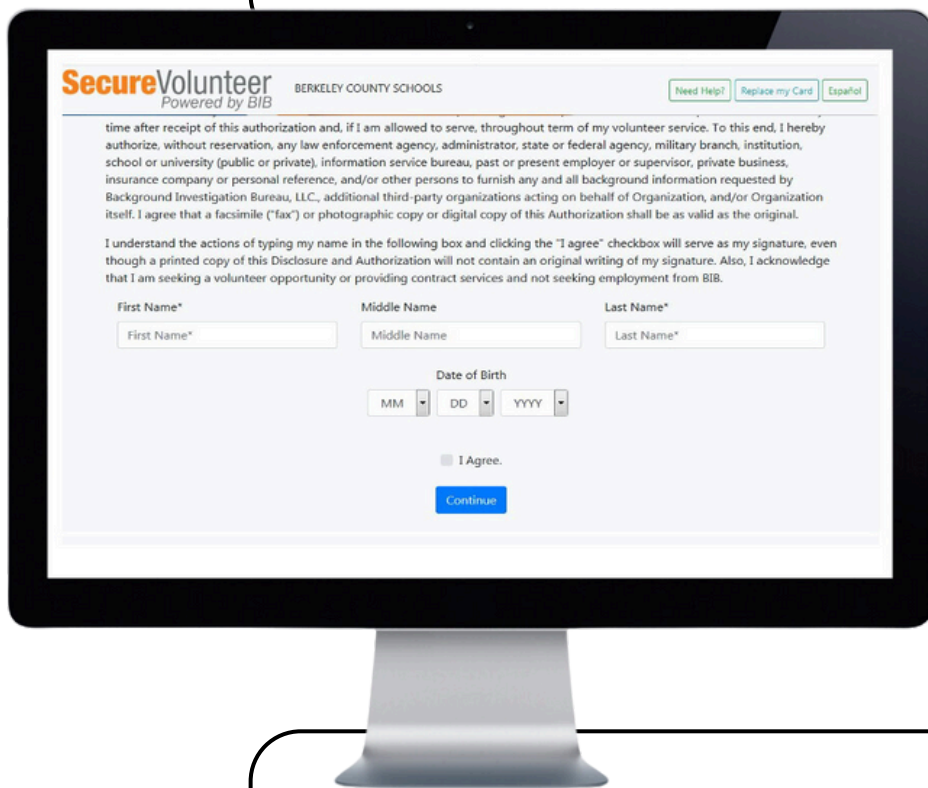


EASY STEP BY STEP PROCESS FOR VOLUNTEERS



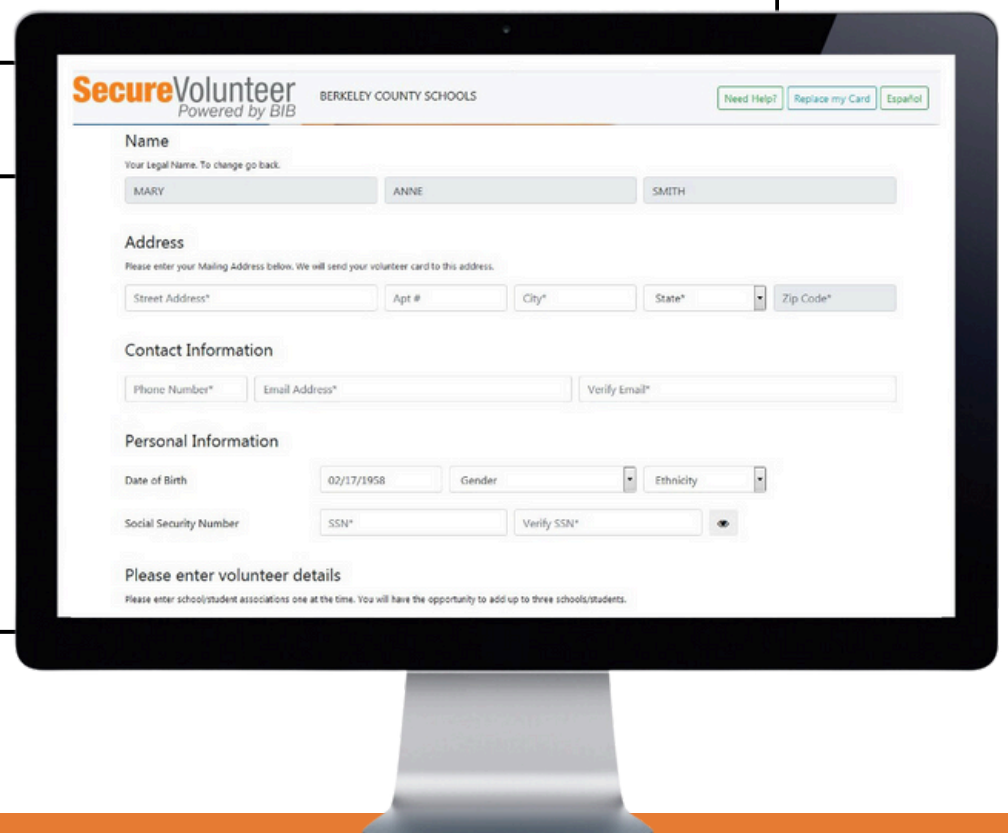
STEP 1 VISIT YOUR ORGANIZATIONS REGISTRATION PAGE

STEP 2 SCAN ID



STEP 3 E-SIGN THE RELEASE FORM FOR YOUR BACKGROUND CHECK

STEP 4 ENTER YOUR INFORMATION





STEP 5

IF APPLICABLE SUBMIT PAYMENT
FOR YOUR BACKGROUND CHECK

STEP 6

AFTER YOU SUBMIT YOUR INFORMATION, YOU WILL RECEIVE
AN EMAIL WITH A LINK TO THE APPLICANT PORTAL WHERE
YOU CAN SEE THE STATUS OF YOUR APPLICATION.

SecureVolunteer
Powered by BIB

BIB005-COPY TEST

Thank you for choosing to volunteer.

We have received your information and can begin your background check!

What to Expect Next:


BIB005-COPY TEST has received your application, and once they approve it, we will start the background check process. Most background checks take about two days.

If you pass the background check, you will receive a follow-up email with more information. If you do not pass the background check, you will receive a letter by mail notifying you of this along with various helpful resources.

Should you have any questions about your background check, please contact BIB at 877-439-3900 or [Contact Us](#).

Choose 'Complete' or 'Return to Home Page' to close your application session.

[Complete](#) OR [Return to BIB005-COPY TEST Home Page](#)



Hello TEST,

Your application for DEMO ACCOUNT is in progress!

You can easily track the status of your application in our Applicant Portal.

[Track Your Status](#)

Your temporary password is: P=D*3^n7

Thank you,
Background Investigation Bureau

STEP 7

ONCE YOUR ORGANIZATION RECEIVES
YOUR BACKGROUND CHECK AND
APPROVES YOU, YOU CAN DOWNLOAD
OUR MOBILE APP TO ACCESS YOUR
VOLUNTEER ID CARD.

SecureVolunteer